


1. I have been told about the study and I know why it is being done and what to do. I know that I do not have to do it if I do not want to. If I have questions I can ask my teacher. I know that I can stop at any time.		
	Response Percent	Response Count
I understand and will begin the survey.	100.0%	56
I would rather not do it.	0.0%	0
answered question		56
skipped question		0




## 2. Where do you go to school?

		Response Percent	Response Count
IS 5		0.0%	0
IS 10		0.0%	0
IS 61		0.0%	0
IS 72		0.0%	0
IS 73		0.0%	0
IS 77		0.0%	0
IS 89		0.0%	0
IS 91		0.0%	0
IS 93		0.0%	0
<b>IS 125</b>		<b>100.0%</b>	<b>56</b>
IS 126		0.0%	0
IS 141		0.0%	0
IS 144		0.0%	0
IS 145		0.0%	0
IS 157		0.0%	0
IS 185		0.0%	0
IS 189		0.0%	0
IS 204		0.0%	0
IS 217		0.0%	0
IS 230		0.0%	0
IS 237		0.0%	0
PS 12		0.0%	0
PS 14		0.0%	0
PS 19		0.0%	0
PS 30		0.0%	0





PS 54	0.0%	0
PS 76	0.0%	0
PS 92	0.0%	0
PS 111	0.0%	0
PS 127	0.0%	0
PS 151	0.0%	0
PS 153	0.0%	0
Al-Iman School	0.0%	0
Al-Manoor School	0.0%	0
Bais Yaakov Academy	0.0%	0
Bnos Malka Academy	0.0%	0
El-Ber Islamic School	0.0%	0
Flushing High School	0.0%	0
Forest Hills HS	0.0%	0
Grover Cleveland HS	0.0%	0
Jamaica HS	0.0%	0
John Bowne High School	0.0%	0
Hevach High School	0.0%	0
Long Island City High School	0.0%	0
Machon Academy	0.0%	0
Martin Luther HS	0.0%	0
The Muslim Center Elementary School	0.0%	0
Newcomers High School	0.0%	0
Newtown HS	0.0%	0
Our Lady of Mercy	0.0%	0
Our Lady of Sorrows	0.0%	0
Queens Academy HS	0.0%	0

Queens Lutheran School	0.0%	0
Queens Vocational HS	0.0%	0
Razi School	0.0%	0
Redeemer Lutheran	0.0%	0
Resurrection Ascension School	0.0%	0
St. Adalbert	0.0%	0
St. Francis of Assisi School	0.0%	0
St. John Lutheran School	0.0%	0
St. Kevin School	0.0%	0
St. Mel School	0.0%	0
St. Nicholas of Tolentine	0.0%	0
St. Raphael School	0.0%	0
Sacred Heart School	0.0%	0
Shaarei Zion Ohel Bracha	0.0%	0
Tiferes Torah Institute	0.0%	0
William Cullen Bryant High School	0.0%	0
Yesheiva Tifereth Moshe	0.0%	0
Yeshivat Our Haim	0.0%	0
Other	0.0%	0
other school (please specify)		0
<b>answered question</b>		<b>56</b>
<b>skipped question</b>		<b>0</b>




### 3. What grade are you in?

		Response Percent	Response Count
6th		46.4%	26
7th		51.8%	29
8th		0.0%	0
9th		1.8%	1
10th		0.0%	0
11th		0.0%	0
12th		0.0%	0
<b>answered question</b>			<b>56</b>
<b>skipped question</b>			<b>0</b>




### 4. How often do you use your computer at home for homework?

		Response Percent	Response Count
I don't have a computer at home		0.0%	0
I don't use my home computer for homework		0.0%	0
A few times a year		9.3%	5
About once a month		16.7%	9
About once a week		29.6%	16
Almost every night		44.4%	24
<b>answered question</b>			<b>54</b>
<b>skipped question</b>			<b>2</b>



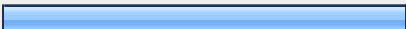


### 5. Compared to last year, this year my teachers are using computers...

	Response Percent	Response Count
less 	3.7%	2
about the same amount 	18.5%	10
more 	77.8%	42
<i>answered question</i>		54
<i>skipped question</i>		2






### 6. Compared to last year, this year students in my grade are using computers...

	Response Percent	Response Count
less 	7.4%	4
about the same amount 	27.8%	15
more 	64.8%	35
<i>answered question</i>		54
<i>skipped question</i>		2






## 7. During this school year, how much time per week did you spend using computers in your class(es)?

	Response Percent	Response Count
Not at all 	5.6%	3
Less than one period per week 	7.4%	4
<b>1 or 2 periods (or a double period) per week</b> 	<b>61.1%</b>	<b>33</b>
3 to 4 periods per week 	18.5%	10
More than 4 periods per week 	7.4%	4
<b>answered question</b>		<b>54</b>
<b>skipped question</b>		<b>2</b>





## 8. During this school year, I typed up reports and assignments.

	Response Percent	Response Count
Never 	5.9%	3
A few times a year 	19.6%	10
<b>About once a month</b> 	<b>43.1%</b>	<b>22</b>
About once a week 	25.5%	13
Almost every day 	5.9%	3
<b>answered question</b>		<b>51</b>
<b>skipped question</b>		<b>5</b>

## 9. During this school year, I made spreadsheets and graphs.





	Response Percent	Response Count
Never 	23.5%	12
<b>A few times a year</b> 	<b>35.3%</b>	<b>18</b>
About once a month 	25.5%	13
About once a week 	13.7%	7
Almost every day 	2.0%	1
<b><i>answered question</i></b>		<b>51</b>
<b><i>skipped question</i></b>		<b>5</b>

## 10. During this school year, I used blogs to communicate with other students and teachers




	Response Percent	Response Count
Never 	15.7%	8
<b>A few times a year</b> 	<b>58.8%</b>	<b>30</b>
About once a month 	19.6%	10
About once a week 	5.9%	3
Almost every day	0.0%	0
<b><i>answered question</i></b>		<b>51</b>
<b><i>skipped question</i></b>		<b>5</b>







## 11. During this school year, I did research on the Internet for a report or assignment.

	Response Percent	Response Count
Never	0.0%	0
A few times a year 	19.6%	10
<b>About once a month</b> 	<b>37.3%</b>	<b>19</b>
About once a week 	25.5%	13
Almost every day 	17.6%	9
<b>answered question</b>		<b>51</b>
<b>skipped question</b>		<b>5</b>






## 12. During this school year, I made a PowerPoint presentation.

	Response Percent	Response Count
<b>Never</b> 	<b>43.1%</b>	<b>22</b>
A few times a year 	39.2%	20
About once a month 	17.6%	9
About once a week	0.0%	0
Almost every day	0.0%	0
<b>answered question</b>		<b>51</b>
<b>skipped question</b>		<b>5</b>




### 13. During this school year, I used the computer to make a graphic novel.

		Response Percent	Response Count
Never		45.1%	23
<b>A few times a year</b>		<b>51.0%</b>	<b>26</b>
About once a month		2.0%	1
About once a week		2.0%	1
Almost every day		0.0%	0
<b>answered question</b>			<b>51</b>
<b>skipped question</b>			<b>5</b>





### 14. During this school year, I took a test on the computer.

		Response Percent	Response Count
Never		49.0%	25
A few times a year		29.4%	15
About once a month		5.9%	3
About once a week		11.8%	6
Almost every day		3.9%	2
<b>answered question</b>			<b>51</b>
<b>skipped question</b>			<b>5</b>





**15. During this school year, I used a computer program to improve my study skills or learning skills.**

	Response Percent	Response Count
Never 	29.4%	15
A few times a year 	25.5%	13
About once a month 	17.6%	9
About once a week 	13.7%	7
Almost every day 	13.7%	7
<b>answered question</b>		<b>51</b>
<b>skipped question</b>		<b>5</b>





**16. During this school year, I made or listened to a podcast.**

	Response Percent	Response Count
Never 	15.7%	8
<b>A few times a year</b> 	<b>58.8%</b>	<b>30</b>
About once a month 	21.6%	11
About once a week 	3.9%	2
Almost every day	0.0%	0
<b>answered question</b>		<b>51</b>
<b>skipped question</b>		<b>5</b>




**17. During this school year, I made or edited a webpage or worked in a web environment, like a wikispace.**

		Response Percent	Response Count
Never		68.6%	35
A few times a year		25.5%	13
About once a month		2.0%	1
About once a week		3.9%	2
Almost every day		0.0%	0
<b>answered question</b>			<b>51</b>
<b>skipped question</b>			<b>5</b>





**18. This school year, I collected data using equipment that go with the computer, like probes or PDAs.**

		Response Percent	Response Count
Never		74.5%	38
A few times a year		19.6%	10
About once a month		3.9%	2
About once a week		2.0%	1
Almost every day		0.0%	0
<b>answered question</b>			<b>51</b>
<b>skipped question</b>			<b>5</b>












## 19. This school year, I made or edited a video or movie.

		Response Percent	Response Count
Never		72.5%	37
A few times a year		21.6%	11
About once a month		5.9%	3
About once a week		0.0%	0
Almost every day		0.0%	0
<b>answered question</b>			<b>51</b>
<b>skipped question</b>			<b>5</b>

## 20. During the past school year, I created or contributed to a web-based map or timeline.

		Response Percent	Response Count
Never		54.9%	28
A few times a year		29.4%	15
About once a month		11.8%	6
About once a week		3.9%	2
Almost every day		0.0%	0
<b>answered question</b>			<b>51</b>
<b>skipped question</b>			<b>5</b>

## 21. In which classes do you use technology. (Check all that apply)

		Response Percent	Response Count
Math		52.9%	27
Sciences		66.7%	34
English Language Arts		47.1%	24
<b>Social Studies</b>		<b>98.0%</b>	<b>50</b>
Art		7.8%	4
Music		17.6%	9
Physical Education/Gym		7.8%	4
ESL or ELL		2.0%	1
Computer Class		33.3%	17
Multi-Media		3.9%	2
None of the Above		2.0%	1
Other (please specify)			0
		<b><i>answered question</i></b>	<b>51</b>
		<b><i>skipped question</i></b>	<b>5</b>

## 22. How well do you know how to use the following equipment, applications or web sites?

	I never tried	I know the basics	I'm pretty good	I'm an expert	Response Count
Digital camera or video	5.6% (3)	18.5% (10)	<b>48.1% (26)</b>	27.8% (15)	54
Audacity or GarageBand	<b>61.1% (33)</b>	22.2% (12)	13.0% (7)	3.7% (2)	54
iMovie or Movie Maker	<b>40.7% (22)</b>	25.9% (14)	16.7% (9)	16.7% (9)	54
Wikispaces	<b>68.5% (37)</b>	16.7% (9)	9.3% (5)	5.6% (3)	54
NYLearns	<b>79.6% (43)</b>	11.1% (6)	5.6% (3)	3.7% (2)	54
Teacher/Class Blogs	20.4% (11)	<b>46.3% (25)</b>	25.9% (14)	7.4% (4)	54
Google Maps	14.8% (8)	<b>31.5% (17)</b>	29.6% (16)	24.1% (13)	54
Comic Life	13.0% (7)	33.3% (18)	<b>38.9% (21)</b>	14.8% (8)	54
<i>answered question</i>					<b>54</b>
<i>skipped question</i>					<b>2</b>

## 23. How much do you agree with these statements?

	Strongly Disagree	Disagree	Agree	Strongly Agree	Rating Average	Response Count
I am able to learn more when I use computers in my school.	7.5% (4)	3.8% (2)	<b>49.1% (26)</b>	39.6% (21)	3.21	53
I work harder on my assignments when I am using a computer.	5.7% (3)	7.5% (4)	<b>47.2% (25)</b>	39.6% (21)	3.21	53
I would be a better student if I got to use technology more in school.	5.7% (3)	13.2% (7)	39.6% (21)	<b>41.5% (22)</b>	3.17	53
Teachers in this school know a lot about how to use computers to help students learn more.	5.7% (3)	7.5% (4)	<b>58.5% (31)</b>	28.3% (15)	3.09	53
There are enough computers in my school for students to use for their schoolwork.	7.5% (4)	35.8% (19)	<b>45.3% (24)</b>	11.3% (6)	2.60	53
I am using computers in my class (es) in ways that other students in this school are not.	9.4% (5)	20.8% (11)	<b>50.9% (27)</b>	18.9% (10)	2.79	53
I have shown other students how to do things with computers.	11.3% (6)	20.8% (11)	<b>45.3% (24)</b>	22.6% (12)	2.79	53
I have shown a teacher how to do things with computers.	24.5% (13)	<b>43.4% (23)</b>	22.6% (12)	9.4% (5)	2.17	53
I use computers more in my class (es) than other students in this school	11.8% (6)	<b>39.2% (20)</b>	<b>39.2% (20)</b>	9.8% (5)	2.47	51
<b>answered question</b>						<b>53</b>
<b>skipped question</b>						<b>3</b>